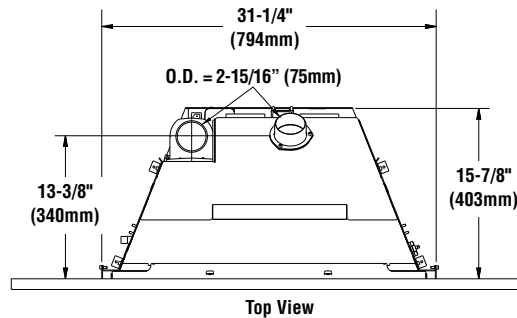


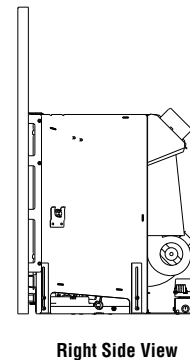
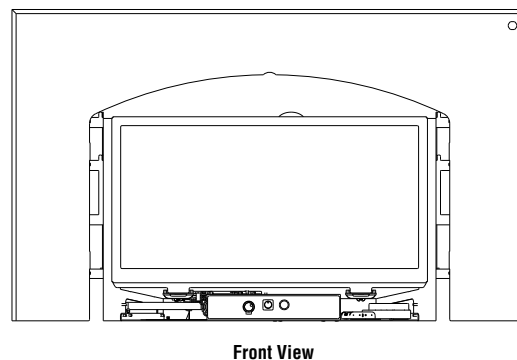
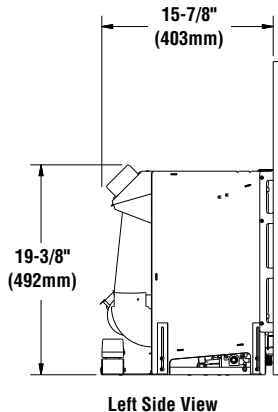
Ravenna™ CD

Appliance Specifications

DIRECT-VENT FIREPLACE INSERT



Input (BTU) - Electronic Models	
Fuel	Ravenna CD (RDV CD)
	Input Rate (BTU / HR)
Nat. Gas	32,000/21,000
LP Gas	27,000/21,000



MINIMUM FIREPLACE SIZES REQUIRED

	RDV CD
Front Opening Width	31-1/2" (800mm)
Height	19-1/2" (495mm)
Rear Width	18" (457mm)
Depth	16" (406mm)

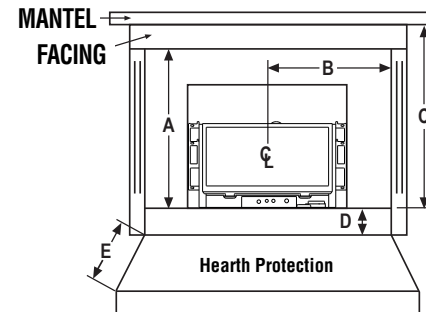
MINIMUM CLEARANCES TO COMBUSTIBLES

A = Top Facing to Bottom of Appliance	31-1/2" (800mm)
B = Side Facing or Side Wall to Center of Glass	25-1/2" (648mm)
C = 10.5" (267mm) Mantel to Bottom of Appliance	39" (991mm)

HEARTH PROTECTION

D = Vertical Distance from base of appliance to Hearth Extension	0"	2"	4"
	(0mm)	(51mm)	(102mm)
E = Minimum Horizontal Distance from Front of Appliance	13"	10"	0"
	(330mm)	(254mm)	(0mm)

MINIMUM CLEARANCES



NOTE: Hearth protection to be min. 3/8" (10mm) thick non-combustible or equivalent, with a k factor of .84.

This appliance has been tested and certified to ANSI Z21.88/CSA 2.33 Standard for Vented Gas Fireplace Heater and CAN/CGA 2.17-M91 and UL 307B Gas Burning Heating Appliances for Manufactured (Mobile) Homes in both USA and Canada.



Report #14-192

Efficiency	
Ravenna CD (RDV CD)	
EnerGuide P4	69% - NG 67% - LP

NOTE: Diagrams, illustrations and photographs are not to scale – consult installation instructions. Product designs, materials, dimensions, specifications, colors and prices are subject to change or discontinuance without notice.

Ravenna™ CD

Product Reference Information			
Cat. No.	Description	Ship. Weight	Ship. Volume
H8854	Ravenna™ CD	144 lb.	16.9 cu. ft.

Vent Kits

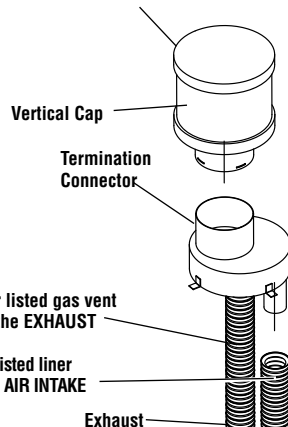
Simpson Dura Vent -

Flex Liner 3" X 35' - #3DFA-35

Adaptor w/ Flashing - #46DVA-GK

Termination Cap - #460DVA-VC

The standard cap in Termination Kit TKDVI, and in Vent Kit DV3FK35 is a high wind cap



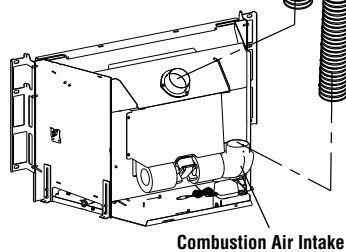
Liner Requirements:

Use 3" (77 mm) diameter listed gas vent liner (UL1777 ONLY) for the EXHAUST

Use 3" (77 mm) diameter listed liner (UL 181 or UL1777) for the AIR INTAKE

Vertical Height Min. = 10 ft. (3.1 M)
Vertical height Max. = 35 ft. (10.7 M)
NOTE: Measured from flue collar on unit to the end of the vent pipe or liner

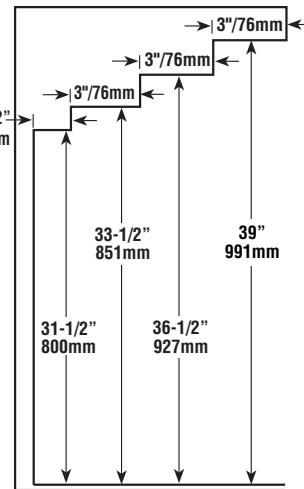
The flexible vent pipe must NOT be allowed to sag behind insert or in fireplace flue.



Facing and Mantel Clearances

Options

Standard Features



Decorative Facade Kits (one required)

Contemporary Face-Black
Contemporary Face-Mink
Cast Pillar Facade kit

Surround Kits (one required)

- Traditional 1-pc. (41"W x 29"H)
- Traditional 3-pc. (41"W x 29"H, 48"W x 29"H, 41"W x 33"H or 48"W x 33"H)
- Cast Iron (45-1/2"W x 30"H
Cast Pillar Facade only)

Misc. Options

ZC Lower Finish Panel/Reg Face Support
ZC Front Support Extension

Media Kits (one required)

Reflective Black
Reflective Blue
Platinum
Goldfinger
Copper

- Heavy, 14-gage aluminized steel firebox construction
- Approved for zero-clearance (metal) and masonry fireplaces
- Battery back-up in case of power outage
- Standard 155-CFM variable-speed blower delivers warm, consistent heat

Typical Installation

The existing fireplace chimneys may take various contours which the flexible liners will accommodate. However, keep the flexible liner as STRAIGHT as possible, avoid unnecessary bending.